

# NITA SC RETRACTABLE HOSE REEL

AVAILABLE FOR 1/2" & 3/8" HOSE UP TO 15M LENGTH

The Nita SC Retractable Hose Reel is engineered to withstand the rigors of the food industry.

This Nita SC Hose Reel is available with the Nita SC Speed Control Unit for operator safety assurance. A Nita SC Swivel Bracket can be supplied with this reel.

## FEATURES:

- Stainless Steel Construction
- Blue food grade plastic hose roller guide
- Open hygienic design for easy clean
- Reduce trip hazard, increase operator safety
- Speed Control Retract winding

## TECHNICAL DETAILS:

- Suitable for 1/2" or 3/8" Hose
- Up to 15m of Hose Length
- 1/2" FM Inlet & Outlet Connections
- AISI 304 Stainless Steel
- Viton Seals
- Max Pressure : 150 bar



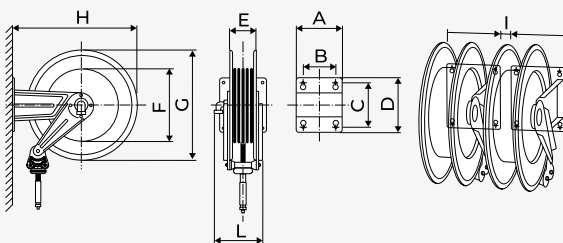
NITA SC SWIVEL BRACKET



HOSE ROLLER GUIDE



## TECHNICAL SPECIFICATIONS



A	B	C	D	E	F	G	H	I	L	1-m <sup>3</sup>	Kg
186	140	196	226	115	261	420	460	20	215	0.098	18

Nita SC Retractable Reel for 1/2" or 3/8" Hose	2217
Nita SC Retractable Reel for 1/2" or 3/8" Hose - with Nita SC Speed Control Unit	2214
Nita SC Speed Control Unit	2220
Nita SC Swivel Bracket	2225

# NITA SC RETRACTABLE HOSE REEL

AVAILABLE FOR 1/2" & 3/8" HOSE UP TO 25M LENGTH

The Nita SC Retractable Hose Reel is engineered to withstand the rigors of the food industry.

This Nita SC Hose Reel is available with the Nita SC Speed Control Unit for operator safety assurance. A Nita SC Swivel Bracket can be supplied with this reel.

## FEATURES:

- Stainless Steel Construction
- Blue food grade plastic hose roller guide
- Open hygienic design for easy clean
- Reduce trip hazard, increase operator safety
- Speed Control Retract winding

## TECHNICAL DETAILS:

- Suitable for 1/2" or 3/8" Hose
- Up to 25m of Hose Length
- 1/2" FM Inlet & Outlet Connections
- AISI 304 Stainless Steel
- Viton Seals
- Max Pressure : 150 bar



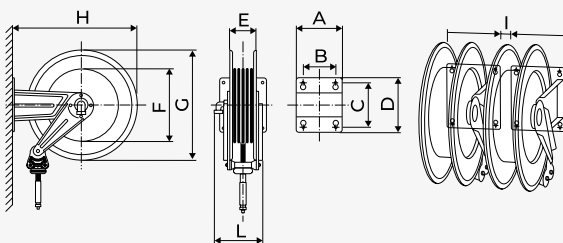
NITA SC SWIVEL BRACKET



HOSE ROLLER GUIDE



## TECHNICAL SPECIFICATIONS



A	B	C	D	E	F	G	H	I	L	1-m <sup>3</sup>	Kg
203	153	220	258	115	328	510	560	20	230	0.120	22.5

Nita SC Retractable Reel for 1/2" or 3/8" Hose	2218
Nita SC Retractable Reel for 1/2" or 3/8" Hose - with Nita SC Speed Control Unit	2215
Nita SC Speed Control Unit	2220
Nita SC Swivel Bracket	2225

# NITA SC RETRACTABLE HOSE REEL

AVAILABLE FOR 1/2" & 3/8" HOSE UP TO 30M LENGTH

The Nita SC Retractable Hose Reel is engineered to withstand the rigors of the food industry.

This Nita SC Hose Reel is available with the Nita SC Speed Control Unit for operator safety assurance. A Nita SC Swivel Bracket can be supplied with this reel.

## FEATURES:

- Stainless Steel Construction
- Blue food grade plastic hose roller guide
- Open hygienic design for easy clean
- Reduce trip hazard, increase operator safety
- Speed Control Retract winding

## TECHNICAL DETAILS:

- Suitable for 1/2" or 3/8" Hose
- Up to 30m of Hose Length
- 1/2" FM Inlet & Outlet Connections
- AISI 304 Stainless Steel
- Viton Seals
- Max Pressure : 150 bar



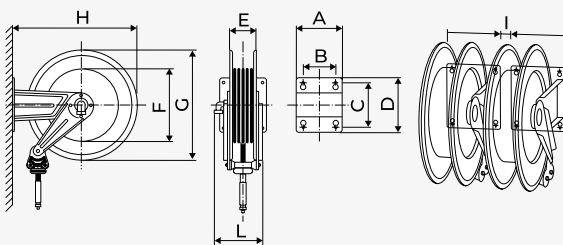
NITA SC SWIVEL BRACKET



HOSE ROLLER GUIDE



## TECHNICAL SPECIFICATIONS



A	B	C	D	E	F	G	H	I	L	1-m <sup>3</sup>	Kg
300	218	228	268	190	316	510	573	0	310	0.175	28.5

Nita SC Retractable Reel for 1/2" or 3/8" Hose	2219
Nita SC Retractable Reel for 1/2" or 3/8" Hose - with Nita SC Speed Control Unit	2216
Nita SC Speed Control Unit	2220
Nita SC Swivel Bracket	2225

# NITA SC RETRACTABLE HOSE REEL

AVAILABLE FOR 3/4" HOSE UP TO 20M LENGTH

The Nita SC Retractable Hose Reel is engineered to withstand the rigors of the food industry.

This Nita SC Hose Reel is available with the Nita SC Speed Control Unit for operator safety assurance. A Nita SC Swivel Bracket can be supplied with this reel.

## FEATURES:

- Stainless Steel Construction
- Blue food grade plastic hose roller guide
- Open hygienic design for easy clean
- Reduce trip hazard, increase operator safety
- Speed Control Retract winding

## TECHNICAL DETAILS:

- Suitable for 3/4" Hose
- Up to 20m of Hose Length
- 1/2" FM Inlet & Outlet Connections
- AISI 304 Stainless Steel
- Viton Seals
- Max Pressure : 150 bar



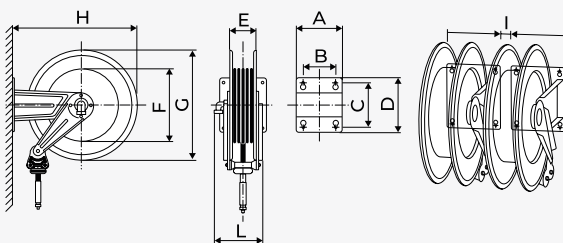
NITA SC SWIVEL BRACKET



HOSE ROLLER GUIDE.



## TECHNICAL SPECIFICATIONS



A	B	C	D	E	F	G	H	I	L
300	218	228	268	190	316	510	373	0	310

Nita SC Retractable Reel for 3/4" Hose	2241
Nita SC Retractable Reel for 3/4" Hose - with Nita SC Speed Control Unit	2240
Nita SC Speed Control Unit	2220
Nita SC Swivel Bracket	2227